

# Grade Kindergarten

## Reading and Language Arts

### Monday, June 1, 2020

**Overview:** We will use Leveled Books like we use during our Guided Reading lessons in school to review and work on our reading strategies. We will focus on several sight words, read and think about a prompt for writing, and write a story response.

#### Things to Know:

1. Work with mom, dad, grandparent or guardian, or your older brother or sister to enjoy the reading and writing activities today.
2. Today we will read two leveled books and practice our reading skills. We will read **Me and My Dog** and **Jack's Birthday**.
3. We will practice several of our sight words that are in the stories.
4. We will write a story response and recognize the amazing growth we are making!
5. We will play a reading game.
6. Have fun learning and showing off your reading independence!

#### Explanation:

Tasks	Resources
Lesson Introduction:	Please have mom or dad get the Power Points of the two books I sent to their email. The names of the books are-

**1.Learn:**

**Go over the directions and get ready to read!**

**You might want to get a favorite stuffed animal or two to listen to you.**

**1. Me and My Dog  
2. Jack's Birthday**

**Please read the directions below:**

Hi Kindergarten Families,

Please read this story to your child first, pointing to the words as you read. Then have your child read it to you 😊

The goal of this book is to:

- Point to each word with an index finger as it is being read (this promotes 1 to 1 correspondence with words)
- Practice reading high frequency words –Here, Look, Me/me in **Me and My Dog** and can, see, the in **Jack's Birthday**.
- Gain a positive view of themselves as a reader

Some additional notes/activities with this book:

- If any page is tricky and does not follow the pattern, you may have to read this page several times to your child before they can do it themselves.
- It is okay if your child begins to memorize this book. That is the early stages of reading.
- When they are done reading you can go back to a page and say “find the word...” and ask them to find one of the high frequency words.

	<p>· You can also have them write several high frequency words after they are done reading the book. Make sure they practice correct spelling when writing these words.</p>
<p><b>2.Do:</b></p> <p><b>Read the book and write a response to a prompt.</b></p> <p><b>Have Fun!</b></p>	<p>Follow my directions above and use the Power Point to read:</p> <p style="text-align: center;"><b>Me and My Dog</b></p> <p>The focus sight words are:</p> <p style="text-align: center;"><b>Here, Look, Me/my</b></p> <p>Read the Writing prompt in the last slide and complete your writing response.</p>
<p><b>3.Do:</b></p> <p><b>Read the book and write a response to a prompt.</b></p> <p><b>Have Fun!</b></p>	<p>Follow my directions above and use the Power Point to read:</p> <p style="text-align: center;"><b>Jack's Birthday</b></p> <p>The focus sight words are:</p> <p style="text-align: center;"><b>can, see. the</b></p> <p>Read the Writing Prompt in the last slide and complete your writing response.</p>

---

## 4.Extra Practice

---

### Phonics Reading Game-

### **Stretch the Letter Sounds and Read the Word**

Look at the “Stretching Letter Sounds” Game below. There are 2 game sheets. You do not have to complete both at the same time. We have played this game in class, and you will have fun playing it at home.

**1. In each box you will see a 3 sound word that begins with a consonant, has a vowel in the middle, and ends with a consonant. \*All vowel sounds in these words are the short vowel sounds. \*Remember that we read from left to right as the arrow shows, so move your finger from left to right.**

2. Put your finger on the dot under the first letter where it says “start.” Say the sound of that letter.

3. Then move your finger to the dot under the middle letter and say that letter sound.

4. Finally, move your finger to the dot under the last letter and say that letter sound.

5. Now put all three sounds together and read the word! WOW You did it 😊

6. Repeat with each word. Use the second page after you take a brain break later today or another day.

7. **Optional Fun Addition-** Use a colorful game piece mover you have at home and move the piece forward each time you child read the word. Sing your favorite song when you get to the last word on the page 😊

Please see game sheets below:

**1.**


# Stretch the Sounds-Read the Words

t a b ● ○ ● start →	t i n ● ○ ● start →	r a t ● ○ ● start →	b i g ● ○ ● start →
t i p ● ○ ● start →	m a d ● ○ ● start →	d e n ● ○ ● start →	g u m ● ○ ● start →
m u g ● ○ ● start →	s u b ● ○ ● start →	f u n ● ○ ● start →	p u p ● ○ ● start →
l o t ● ○ ● start →	h u t ● ○ ● start →	s i t ● ○ ● start →	l e t ● ○ ● start →


2.

# Stretch the Sounds - Read the Words



m o p





r u b




l e d




d i g





l a d




b e t



f o g





b i t





s o b




l a p





l i d





d o t





j o b





m u d



t e n



b e d



Enrichment:

---

With Mom/Dad's permission, you can go outside and practice writing your words with chalk, in the air, or with a wet paintbrush on the ground. The water will just evaporate. No paint 😊

You can also practice writing your words inside using a dry erase board, chalk board, or paper. For fun try writing your words on your parent's back:)

Challenge Champ yourself to write the words in a complete sentence.

Challenge Champ yourself to write additional sentences using other words you know. You are a writing star!

**5. How is this assignment turned into the teacher?**

No work needs to be submitted today. You are a Reading Star! Your writing responses are for you and your parents to applaud your growth! We can also "conference" about your work if you are having difficulty during my "office hours". Thank you and have fun reading and writing today 😊